

# PRODUS IN FORMAT DIGITAL

Va multumim pentru achizitia facuta si increderea pe care ne-ati acordat-o. In aceasta pagina veti gasi instructiuni clare de utilizare. Pentru orice nelamurire precum si alte informatii, va rugam sa contactati numarul din josul paginii.

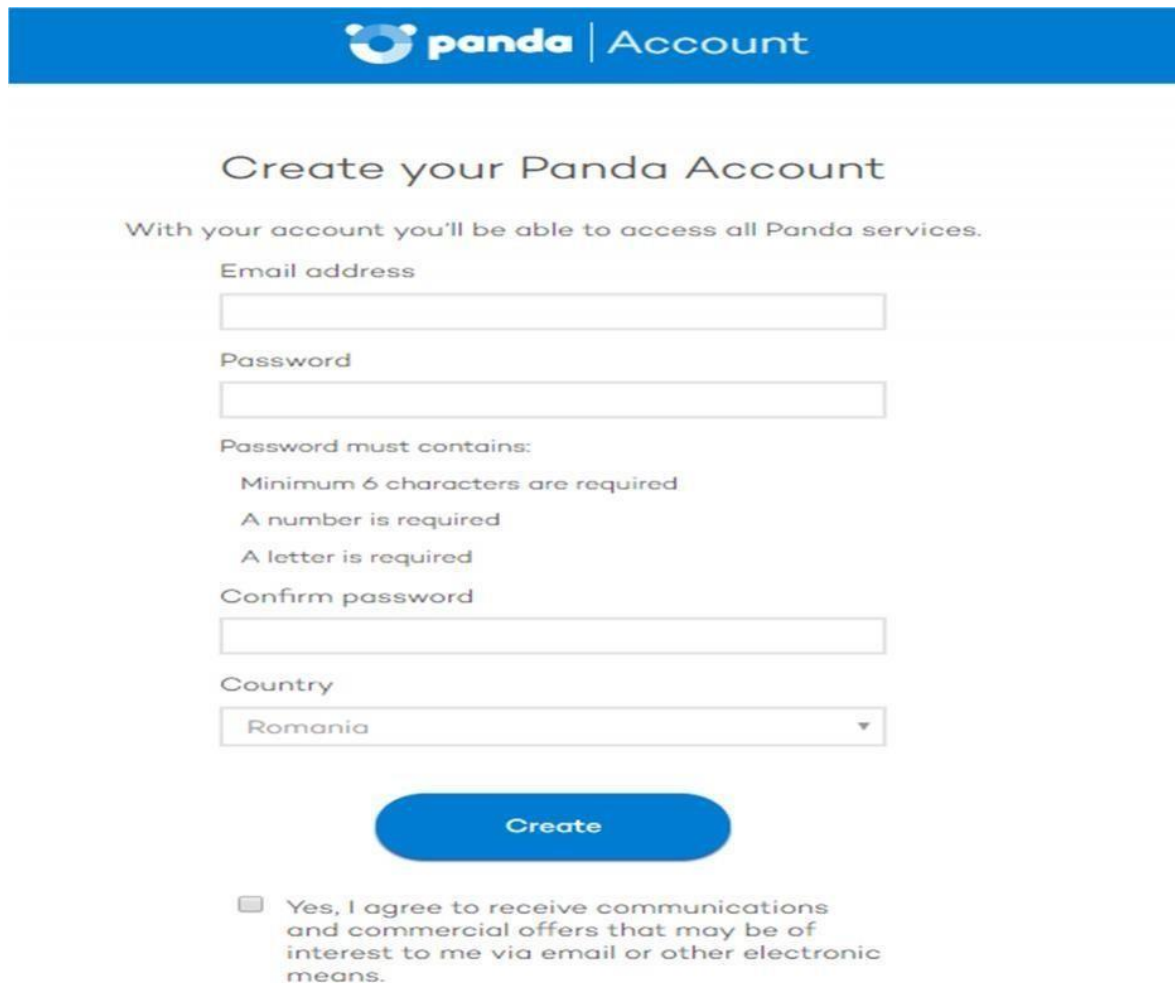
## Nume produs Antivirus Panda Instructiuni de activare

1. **Deinstalati** orice alt antivirus aveti instalat in calculatorul dumneavoastra.

2. **Accesati** site-ul:

[myaccount.pandasecurity.com](https://myaccount.pandasecurity.com)

3. Dupa ce ati introdus toate datele cerute apasati butonul "Create"



**panda** | Account

### Create your Panda Account

With your account you'll be able to access all Panda services.

Email address

Password

Password must contains:

- Minimum 6 characters are required
- A number is required
- A letter is required

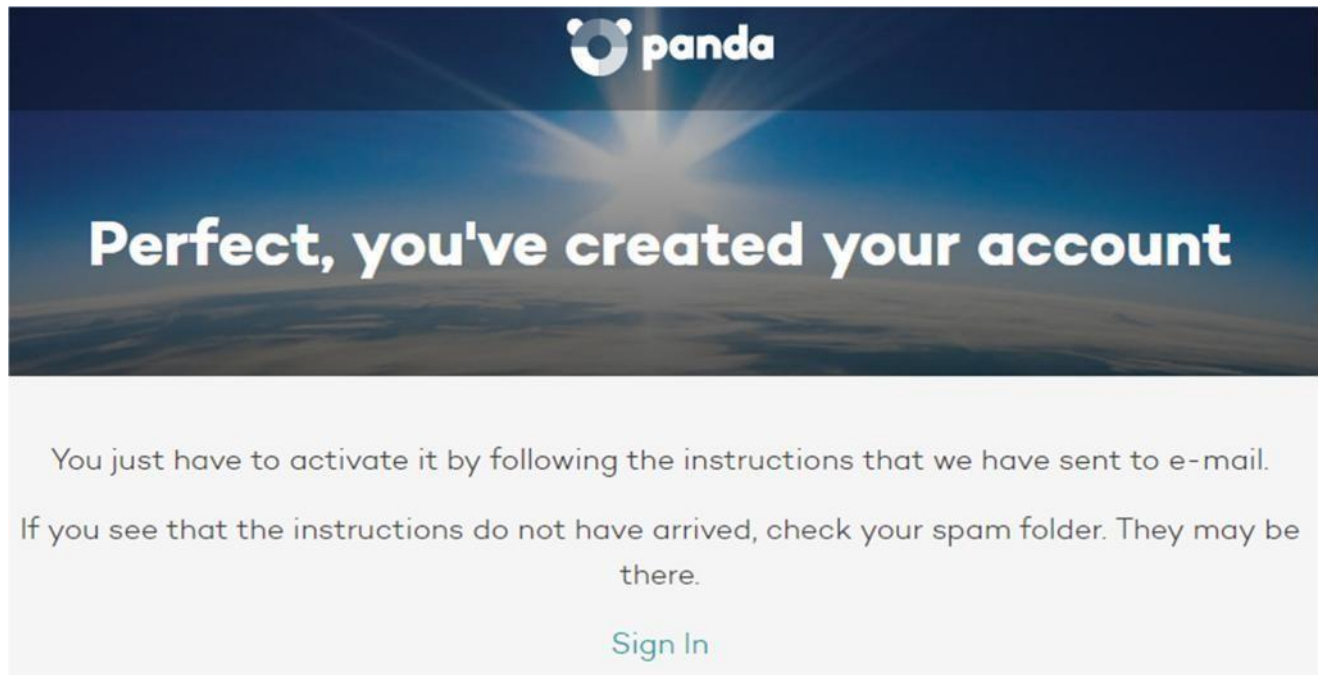
Confirm password

Country  
Romania ▼

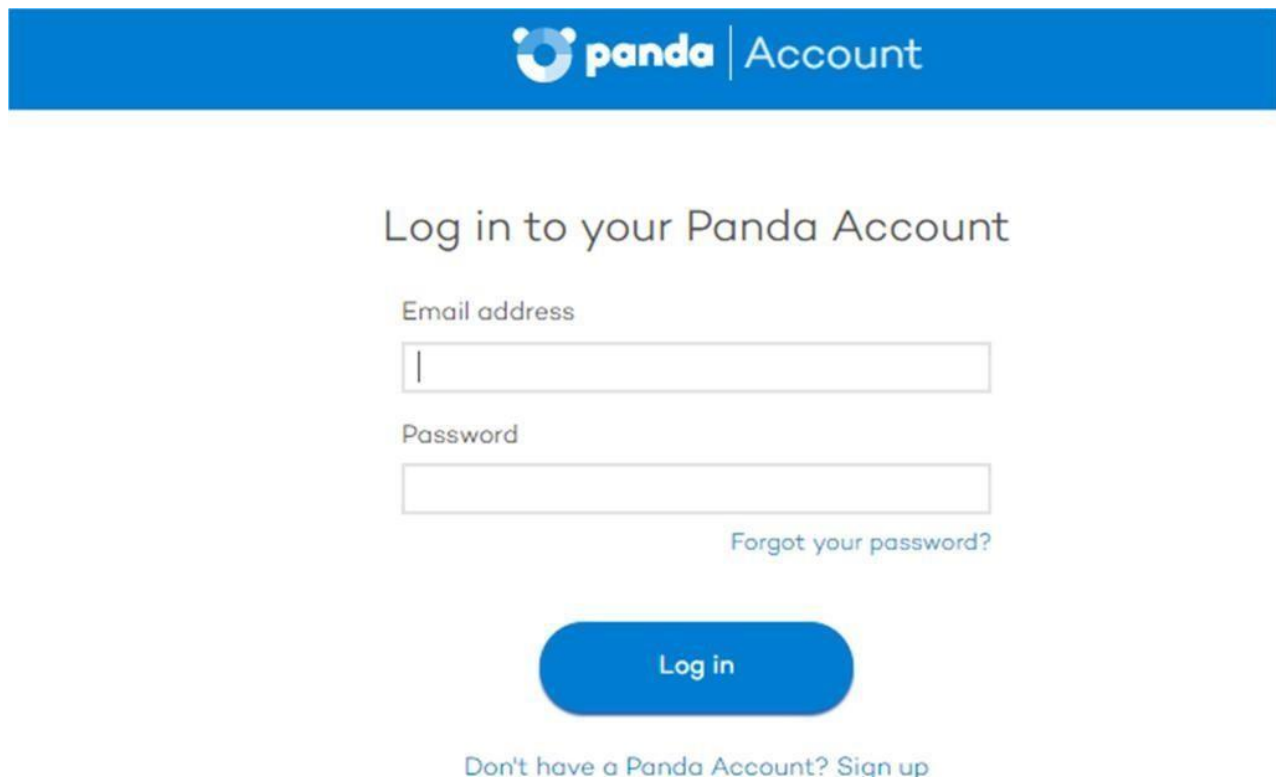
**Create**

Yes, I agree to receive communications and commercial offers that may be of interest to me via email or other electronic means.

4. In acest moment detineti un **cont Panda** si va puteti loga apasand butonul **“Sign In”**



5. Introduceti adresa de email si parola de la contul creat



6. Pentru validarea contului trebuie sa va **verificati adresa de email** si sa accesati link-ul primit



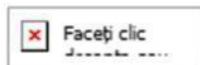
## Confirm your account

You are required to confirm your account to access <https://myaccount.pandasecurity.com/>. Click the button below to receive at [geanina.ilincariu@caconnect.ro](mailto:geanina.ilincariu@caconnect.ro) a message with instructions on how to activate your account.



7. Apasati pe **“Activate your account!”** pentru finalizarea validarii contului

## Activate your Panda account!



### Congratulations!

Your Panda account is now created and ready to use.

The email address you used to register is  
**geanina.ilincariu@caconnect.ro**

Please verify this address to update your account information.

**Activate your account!**

If the above button does not work, you can copy the following address and paste it into your browser's address bar: <https://accounts.pandasecurity.com/web/?wa=wactivate1.0&wafr=FcmYvy--uo0MN05Ep1zXQ2&wtrealm=https%3a%2f%2fmyaccount.pandasecurity.com%2f>

8. Dupa accesarea link-ului veti fi redirectionat in contul dumneavoastra.

**ACCOUNT DETAILS**

**Email address**  
geanina.ilincariu@caconnect.ro

**Country**  
Romania

**YOUR PRODUCTS**

- Panda **FREE** ANTIVIRUS *Active*
- Panda **MOBILE** SECURITY *Active*

**SERVICES**

- I HAVE A CODE
- BUY
- SUPPORT

9. Apasati butonul “I HAVE A CODE” si introduceti licenta de activare a produsului dupa care apasati butonul “Confirm”

**ACCOUNT DETAILS**

**Email address**  
geanina.ilincariu@caconnect.ro

**Country**  
Romania

**YOUR PRODUCTS**

- Panda **FREE** ANTIVIRUS *Active*
- Panda **MOBILE** SECURITY *Active*

**SERVICES**

- UPQKEL-1161906
- CONFIRM
- CANCEL

10. In acest moment aveti in cont activata licenta antivirusului Panda.

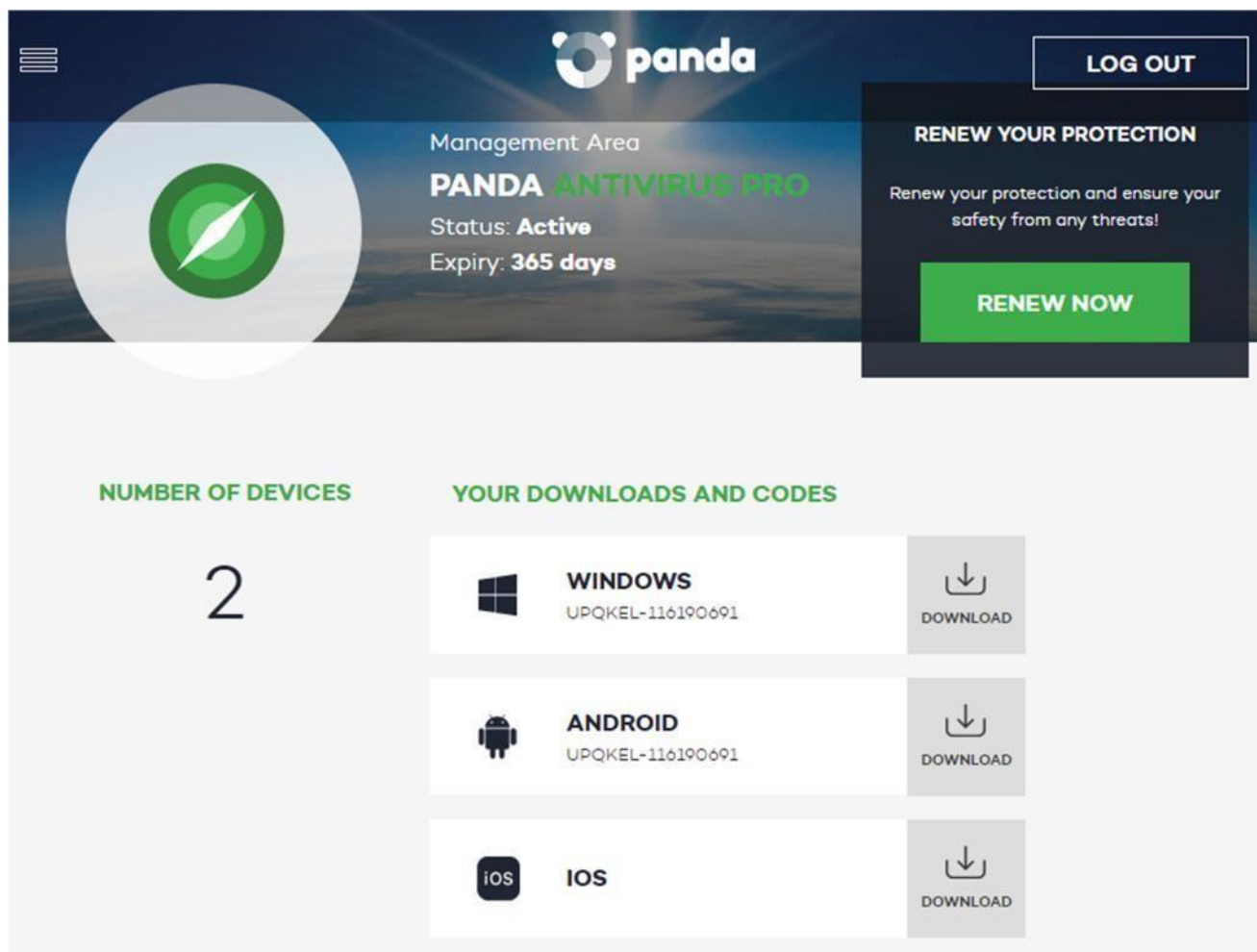
The screenshot shows the Panda account dashboard. At the top, there is a navigation bar with the Panda logo and a 'LOG OUT' button. Below the navigation bar, a large banner displays a greeting: 'Howdy, geanina.ilincariu@caconnect.ro! Welcome to your account'. It also shows the date 'Thursday, June 14' and a large digital clock '12:42'. Below the banner, there are three main sections: 'ACCOUNT DETAILS', 'YOUR PRODUCTS', and 'SERVICES'. Under 'ACCOUNT DETAILS', the email address is 'geanina.ilincariu@caconnect.ro' and the country is 'Romania'. Under 'YOUR PRODUCTS', there are two items: 'Panda FREE ANTIVIRUS' and 'Panda MOBILE SECURITY', both marked as 'Active'. Under 'SERVICES', there is a green message: 'congratulations! you've added Panda Antivirus Pro to your products' list' and a green 'CONFIRM' button.

11. Apasati butonul “Confirm” si va aparea in mijlocul paginii sub “Your Product” activat antivirusul dumneavoastra.

The screenshot shows the Panda account dashboard after the purchase confirmation. The layout is similar to the previous screenshot, but the 'YOUR PRODUCTS' section now shows 'Panda ANTIVIRUS PRO' with a green checkmark icon, indicating it is active. The date '6/14/2019' is displayed next to the product name. The 'SERVICES' section now contains three buttons: 'I HAVE A CODE', 'BUY', and 'SUPPORT'. The digital clock now shows '12:47'.



12. Dati click pe produs si apoi de **“Download”** pentru a va instala antivirusul pe device-ul dorit de dumneavoastra ( Windows / Android / IOS ).



The screenshot shows the Panda Antivirus Pro Management Area. At the top, there is a navigation bar with the Panda logo and a 'LOG OUT' button. Below the navigation bar, the user's profile is shown with a circular icon containing a green compass needle. The text indicates 'Management Area', 'PANDA ANTIVIRUS PRO', 'Status: Active', and 'Expiry: 365 days'. A prominent green button labeled 'RENEW NOW' is visible in a dark overlay on the right side, with the text 'RENEW YOUR PROTECTION' and 'Renew your protection and ensure your safety from any threats!' above it. The main content area is divided into two sections: 'NUMBER OF DEVICES' showing '2' and 'YOUR DOWNLOADS AND CODES'. The download section lists three options: 'WINDOWS' with code 'UPQKEL-116190691', 'ANDROID' with code 'UPQKEL-116190691', and 'IOS' with code 'UPQKEL-116190691', each accompanied by a 'DOWNLOAD' button.

13. Dupa ce ati descarcat fisierul executabil urmariti instructiunile de pe ecran apasand butonul **“Next”** pentru finalizarea instalarii antivirusului

Panda Antivirus Pro installation



Activation code

UPQKEL-116190691

[I can't find my activation code](#)

Next

**14.** In acest moment produsul dumneavoastra **Panda** este **instalat și activat**.

**Pentru orice nelamurire precum si alte informatii, va rugam sa contactati numarul din josul paginii.**

**C&A CONNECT SRL**