

# G DATA

Va multumim pentru achizitia facuta si increderea pe care ne-ati acordat-o. In aceasta pagina veti gasi codul produsul digital achizitionat, precum si instructiuni clare de utilizare.

1. Descarcati cea mai recenta versiune a produsului dvs., accesand unul din link-urile de mai jos.

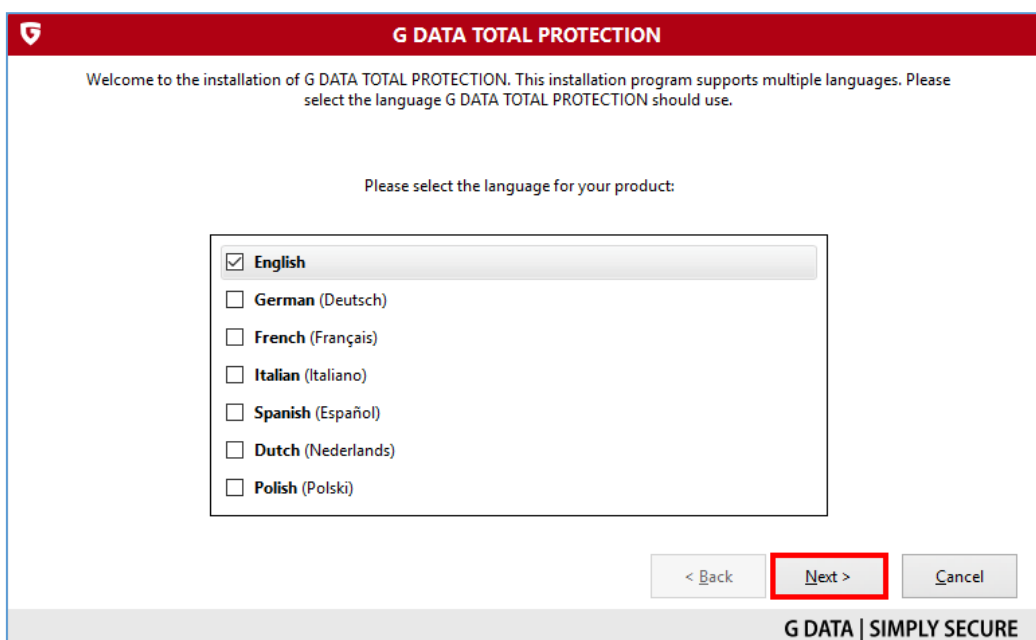
**G DATA ANTIVIRUS:** <https://secure.gd/dl-av>

**G DATA INTERNET SECURITY:** <https://secure.gd/dl-is>

**G DATA TOTAL SECURITY:** <https://secure.gd/dl-tp>

2. O data ce ati descarcat fisierul, dati click pe **Run** pentru a initia procesul de instalare.

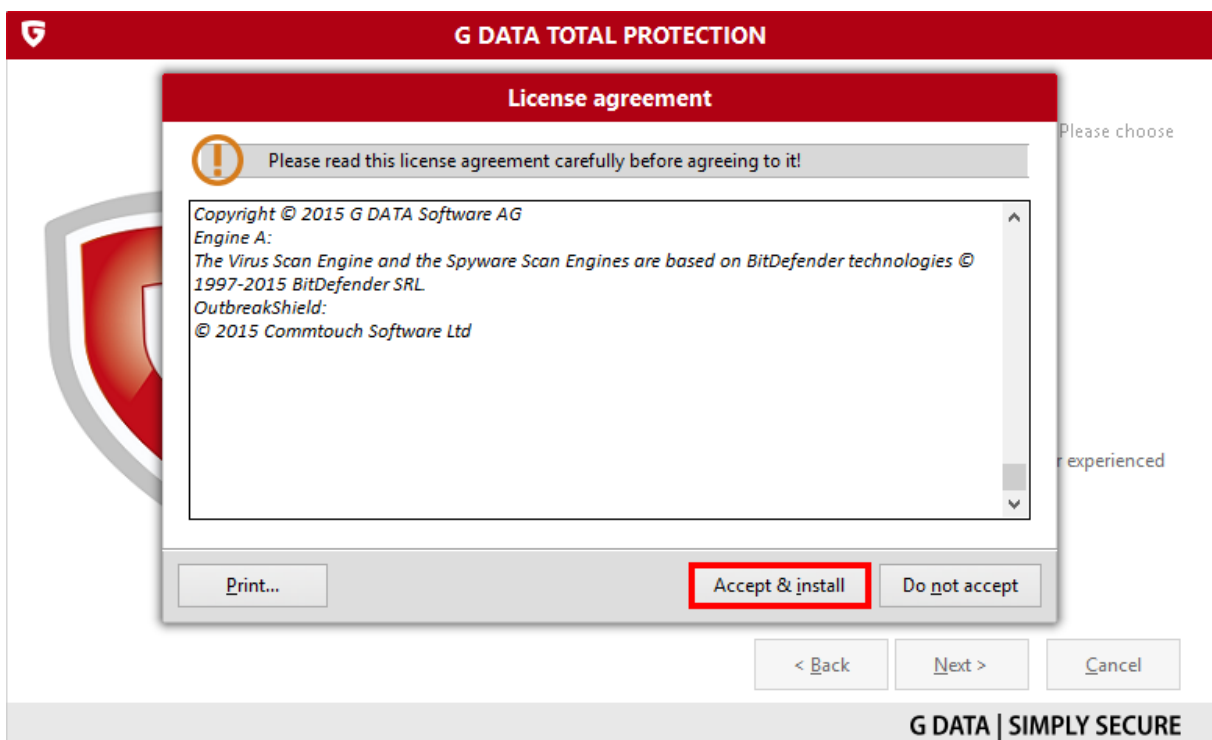
3. Selectati limba dorita si dati click **Next**.



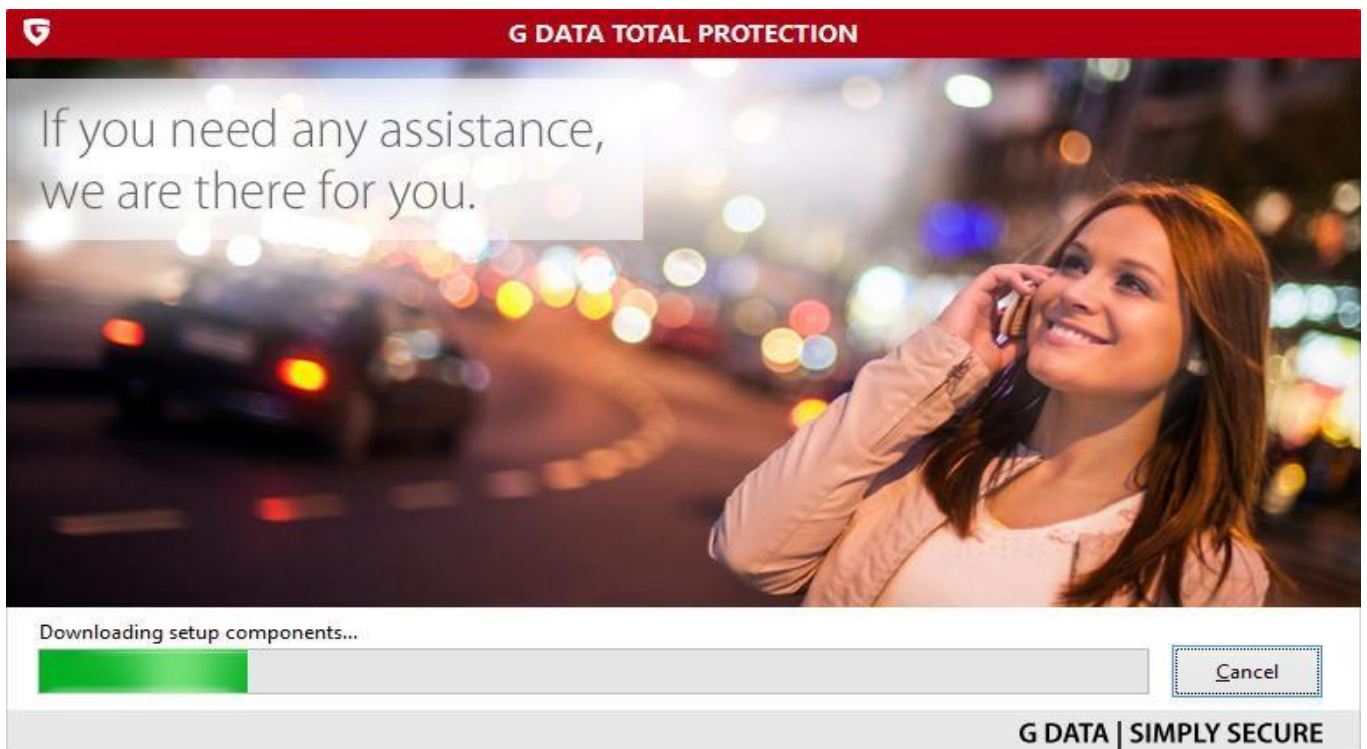
4. La pasul urmator alegeti metoda de instalare dorita (se recomanda **Standard installation**).



5. Cititi si acceptati **Termenii si conditiile** si dati click **Next**.




6. Așteptati sa se instaleze.




7. Click pe **Activate Full Version**.





## 8. Selectati "Enter a new registration number"

**G DATA TOTAL PROTECTION**



 **Enter a new registration number**  
I have just purchased G DATA TOTAL PROTECTION and want to activate the license for the first time.


 **Enter login credentials**  
I like to use this product with a license that has already been activated.


 **Activate later**  
I like to run the activation later.

< Back    Next >    Exit

**G DATA | SIMPLY SECURE**

## 9. Introduceti codul de activare comandat.

**Activate license** ✕

 You need to register your product, to keep your program updated with the latest virus signature and program updates. This only takes a few minutes.

The registration number can be found on the back of the manual, the CD package or per e-mail.

Registration number: \*  [Bought at...](#)

First name: \*

Last name: \*

Company:

Email: \*

Email confirmation: \*

Telephone:

Street, No:

ZIP code, City:

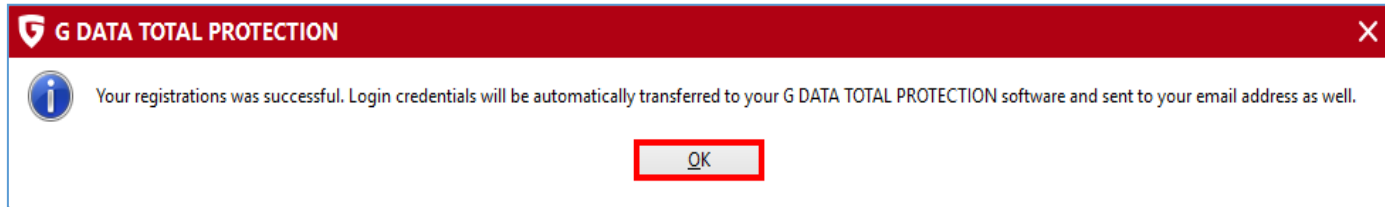
Country:  ▼

\* denotes a mandatory field.

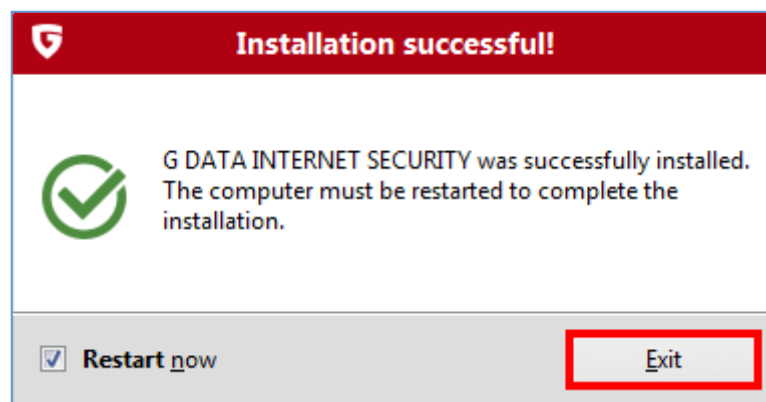
I agree to receiving further information (e.g. about improved software usage for optimal protection). I can withdraw my consent at any time. Data will not be shared with third parties.

Activate now    Cancel

10. Dati click pe **Activate now**. Licenta dvs va deveni activa din acest moment. De asemenea, veti primi un email cu un **User name** si o **parola**.



11. Dati click pe **Exit**, moment in care se va da un restart la calculator.



12. Felicitari, in acest moment antivirusul este instalat in calculatorul dvs.

13. Daca aveti o licenta pentru mai multe dispozitive, va rugam sa accesati urmatorul link pentru informatii legate de activare:

<https://www.gdatasoftware.com/faq/consumer/how-to-install-and-activate-your-g-data-product-for-windows-using-your-login-credentials>